



Gulf ProCar 2023/24

Gulf ProCar Round 5 - Yas Marina Circuit

Race No.	Driver	Nat.	Class	Team	
11	Krishna Reddy Pati	GBR	4	Honda EP3	RKC-Autotech
15	Aiman Islam	BGD	4	Toyota GT86	Rabdan Motorsports
16	Ahmed Alkhaja	UAE	4	Toyota GT86	Rowe Oil Trackdays
21	Ryan Jurgensen	USA	3	McLaren 570S	Greystone GT
23	Mamoun Alkabbani	KSA	2	Ferrari 488 Challenge Evo	Dragon Racing
39	Gurunath Balasubramanian	IND	2	Porsche 992 Cup	Dragon Racing
71	Avik Anwar	BGD	4	Toyota GT86	DNA Racing
86	Jan Sandmann	GER	2	Ferrari 488 Challenge Evo	Dragon Racing





Yas Racing Series Round 4

Gulf Procar Sector analyse - Test Session

17 - 21 January 2024
Yas Marina Circuit - 5281mtr.

Pos	Nbr	Name / Team name	Sector 1			Sector 2			Sector 3			theoretical best	Actual best	In
			time	Lap	pos	time	Lap	pos	time	Lap	pos			
1	39	Gurunath Balasubramanian	25.094	9	2	47.626	9	1	44.377	12	1	1:57.097	1:57.322	9
2	86	Jan Sandman	24.966	11	1	47.632	11	2	45.006	10	2	1:57.604	1:57.736	10
3	23	Mamoun Alkabbani	25.624	10	3	48.309	11	3	45.675	11	3	1:59.608	1:59.612	11
4	21	Ryan Jurgensen	26.534	12	4	50.174	9	4	48.002	9	4	2:04.710	2:05.034	13
5	15	Alman Islam	31.205	8	5	1:01.647	11	5	52.884	11	5	2:25.736	2:25.821	11
6	71	Avik Anwar				1:29.965	2	6						

Yas Racing Series Round 4

Gulf Procar

Laps and Sector Times - Test Session

17 - 21 January 2024

Yas Marina Circuit - 5281mtr.

15		Aiman Islam																	
lap	Sect-1	Speed	Sect-2	Speed	Sect-3	Speed	TopSpeed	laptime	pit	lap	Sect-1	Speed	Sect-2	Speed	Sect-3	Speed	Topspeed	laptime	pit
1	Pit Out	148.1	1:22.430	161.9	57.162	120.0	103.0	3:04.596		7	31.583	170.9	1:02.162	182.7	53.291	125.6	190.1	2:27.036	
2	32.134	168.5	1:04.938	169.5	55.859	123.0	187.5	2:32.931		8	<u>31.205</u>	171.2	1:03.524	179.7	56.365	124.7	189.8	2:31.094	
3	31.641	170.1	1:03.542	173.6	54.232	123.6	183.4	2:29.415		9	31.281	171.2	1:01.889	<u>184.6</u>	53.154	126.2	<u>192.5</u>	2:26.324	
4	31.324	170.1	1:02.347	180.6	53.588	<u>126.5</u>	188.8	2:27.259		10	33.938	155.4	1:06.882	180.3	53.588	123.9	173.9	2:34.408	
5	31.268	170.6	1:02.466	182.1	53.055	125.3	190.5	2:26.789		11	31.290	<u>172.5</u>	<u>1:01.647</u>	184.0	<u>52.884</u>	<u>126.5</u>	191.8	<u>2:25.821</u>	
6	31.351	170.6	1:02.094	183.7	53.681	125.0	191.8	2:27.126		12	40.423	118.4	1:13.113	133.0	Pit In		128.9	2:57.423	

21		Ryan Jurgensen																	
lap	Sect-1	Speed	Sect-2	Speed	Sect-3	Speed	TopSpeed	laptime	pit	lap	Sect-1	Speed	Sect-2	Speed	Sect-3	Speed	Topspeed	laptime	pit
1	Pit Out	196.7	52.667	211.8	51.274	153.4	213.0	2:30.123		8	27.409	209.7	50.514	227.8	48.322	153.8	244.3	2:06.245	
2	28.044	201.9	50.824	228.8	49.197	153.8	223.6	2:08.065		9	27.383	206.1	<u>50.174</u>	232.8	<u>48.002</u>	155.6	242.2	2:05.559	
3	27.136	210.1	51.384	228.8	50.053	138.1	231.8	2:08.573		10	26.812	212.2	50.690	232.3	48.382	155.2	239.5	2:05.884	
4	27.586	208.1	50.677	<u>237.4</u>	49.053	155.6	240.5	2:07.316		11	26.674	209.3	51.628	232.3	48.051	156.1	234.3	2:06.353	
5	29.707	176.5	55.890	200.0	Pit In		196.4	2:26.227		12	<u>26.534</u>	<u>212.6</u>	50.721	231.3	48.128	<u>157.0</u>	<u>245.5</u>	2:05.383	
6	Pit Out	189.1	52.690	218.6	50.975	153.8	213.0	4:10.425		13	26.665	210.5	50.337	226.9	48.032	153.4	243.8	<u>2:05.034</u>	
7	27.171	206.5	50.736	224.5	48.321	147.1	237.4	2:06.228		14									

23		Mamoun Alkabbani																	
lap	Sect-1	Speed	Sect-2	Speed	Sect-3	Speed	TopSpeed	laptime	pit	lap	Sect-1	Speed	Sect-2	Speed	Sect-3	Speed	Topspeed	laptime	pit
1	Pit Out	191.2	51.313	188.2	49.321	160.2	217.3	2:28.602		8	26.313	213.4	48.438	225.5	46.485	157.9	261.5	2:01.236	
2	26.975	211.4	49.558	204.9	47.960	159.8	251.2	2:04.493		9	25.953	217.3	49.268	226.9	46.140	161.7	258.4	2:01.361	
3	26.491	214.3	49.044	218.2	47.244	160.2	250.0	2:02.779		10	<u>25.624</u>	219.5	48.497	224.5	45.839	161.7	262.1	1:59.960	
4	26.634	215.1	49.406	207.7	47.179	160.7	251.2	2:03.219		11	25.628	<u>220.4</u>	<u>48.309</u>	231.3	<u>45.675</u>	159.8	<u>263.4</u>	<u>1:59.612</u>	
5	26.999	213.4	48.951	219.1	Pit In		255.3	2:12.018		12	25.682	220.0	48.504	<u>234.3</u>	47.043	160.2	260.9	2:01.229	
6	Pit Out	189.5	52.637	191.8	52.660	158.4	223.6	6:08.665		13	30.578	179.1	1:02.656	154.3	Pit In		173.1	2:35.062	
7	27.934	206.9	49.752	213.0	47.617	<u>163.6</u>	253.5	2:05.303		14									

39		Gurunath Balasubramanian																	
lap	Sect-1	Speed	Sect-2	Speed	Sect-3	Speed	TopSpeed	laptime	pit	lap	Sect-1	Speed	Sect-2	Speed	Sect-3	Speed	Topspeed	laptime	pit
1	Pit Out	201.5	1:00.838	151.5	51.570	156.1	186.5	2:37.365		8	25.216	221.3	47.788	243.8	45.205	165.6	264.1	1:58.209	
2	27.624	207.3	52.161	216.0	46.668	164.1	218.2	2:06.453		9	<u>25.094</u>	219.5	<u>47.626</u>	239.5	44.602	165.6	<u>265.4</u>	<u>1:57.322</u>	
3	25.529	220.9	48.154	248.8	45.000	165.6	260.2	1:58.683		10	28.611	209.3	52.012	181.2	Pit In		262.1	2:20.088	
4	25.297	222.2	47.918	250.0	44.750	165.1	260.9	1:57.965		11	Pit Out	170.1	50.954	214.3	47.439	165.6	237.4	4:34.405	
5	25.194	220.4	48.430	238.9	45.838	164.6	252.3	1:59.462		12	25.376	219.5	47.874	247.7	<u>44.377</u>	165.1	264.7	1:57.627	
6	25.265	<u>222.7</u>	47.666	242.7	44.851	<u>166.2</u>	262.8	1:57.782		13	25.231	222.2	47.849	<u>252.9</u>	47.540	105.9	264.1	2:00.620	
7	25.131	221.8	48.032	246.6	44.769	<u>166.2</u>	262.8	1:57.932		14	33.531	154.1	59.437	177.3	50.372	164.6	169.0	2:23.340	

71		Avik Anwar																	
lap	Sect-1	Speed	Sect-2	Speed	Sect-3	Speed	TopSpeed	laptime	pit	lap	Sect-1	Speed	Sect-2	Speed	Sect-3	Speed	Topspeed	laptime	pit
1	Pit Out	106.8	1:31.444	113.1	Pit In		116.8	3:47.588		2	Pit Out	<u>114.8</u>	<u>1:29.965</u>	<u>127.4</u>	Pit In		<u>124.1</u>	5:14.469	

86		Jan Sandman																	
lap	Sect-1	Speed	Sect-2	Speed	Sect-3	Speed	TopSpeed	laptime	pit	lap	Sect-1	Speed	Sect-2	Speed	Sect-3	Speed	Topspeed	laptime	pit
1	Pit Out	190.1	1:00.662	150.6	51.252	159.3	185.9	2:34.844		7	29.045	192.9	51.840	210.1	49.185	165.1	231.8	2:10.070	
2	27.613	206.5	52.171	212.6	47.420	160.2	216.9	2:07.204		8	25.532	215.6	47.775	250.0	45.430	162.7	264.1	1:58.737	
3	25.599	<u>221.3</u>	48.245	243.2	46.025	159.3	263.4	1:59.869		9	25.134	217.3	48.051	240.5	45.215	163.1	264.7	1:58.400	
4	25.567	218.6	47.892	254.1	46.689	163.6	<u>266.0</u>	2:00.148		10	25.088	217.7	47.642	250.6	<u>45.006</u>	162.7	260.2	<u>1:57.736</u>	
5	26.079	213.0	55.712	185.6	Pit In		185.6	2:25.208		11	<u>24.966</u>	220.0	<u>47.632</u>	<u>255.3</u>	56.325	118.2	261.5	2:08.923	
6	Pit Out	167.7	58.156	190.5	51.695	154.7	202.6	6:48.393		12	28.491	208.9	50.238	208.5	47.692	<u>165.6</u>	245.5	2:06.421	



Yas Racing Series Round 4

Gulf Procar
Laptimes - Test Session

17 - 21 January 2024
Yas Marina Circuit - 5281mtr.

Nbr	Name	Laps	lap	Lap ..1	Lap ..2	Lap ..3	Lap ..4	Lap ..5	Lap ..6	Lap ..7	Lap ..8	Lap ..9	Lap ..0
39	Gurunath Balasubramanian	14	1 - 10	2:37.365	2:06.453	1:58.683	1:57.965	1:59.462	1:57.782	1:57.932	1:58.209	1:57.322	2:20.088
			11 - 20	4:34.405	1:57.627	2:00.620	2:23.340						
21	Ryan Jurgensen	13	1 - 10	2:30.123	2:08.065	2:08.573	2:07.316	2:26.227	4:10.475	2:06.228	2:06.245	2:05.559	2:05.884
			11 - 20	2:06.353	2:05.383	2:05.034							
23	Mamoun Alkabbani	13	1 - 10	2:28.602	2:04.493	2:02.779	2:03.219	2:12.018	6:08.665	2:05.303	2:01.236	2:01.361	1:59.960
			11 - 20	1:59.612	2:01.229	2:35.062							
86	Jan Sandman	12	1 - 10	2:34.844	2:07.204	1:59.869	2:00.148	2:25.208	6:48.398	2:10.070	1:58.737	1:58.400	1:57.736
			11 - 20	2:08.923	2:06.421								
15	Aiman Islam	12	1 - 10	3:04.596	2:32.931	2:29.415	2:27.259	2:26.789	2:27.126	2:27.036	2:31.094	2:26.324	2:34.408
			11 - 20	2:25.821	2:57.423								
71	Avik Anwar	2	1 - 10	3:47.588	5:14.469								

Yas Racing Series Round 4

Gulf Procar

Provisional Result Test Session

17 - 21 January 2024
 Yas Marina Circuit - 5281mtr.

Pos	Nbr	Name	Entrant	Cls	PIC	Fastest	In	Gap	Diff	Laps	Km/h
1	39	Gurunath Balasubramanian	Dragon Racing	2	1	1:57.322	9			14	162.05
2	86	Jan Sandman	Dragon Racing	2	2	1:57.736	10	0.414	0.414	12	161.48
3	23	Mamoun Alkabbani	Dragon Racing	2	3	1:59.612	11	2.290	1.876	13	158.94
4	21	Ryan Jurgensen	Greystone GT	3	1	2:05.034	13	7.712	5.422	13	152.05
5	15	Aiman Islam	Rowe oil Trackdays	4	1	2:25.821	11	28.499	20.787	12	130.38
6	71	Avik Anwar	DNA Racing	4	2					2	0.00

Fastest time : 1:57.322 in lap 9 by nbr. 39 : Gurunath Balasubramanian ()

Publication-time

Results: www.getraceresults.com

Timekeeping by : Time Service BV - The Netherlands

Clerk of the Course

Timekeeping

Jean- Francois Lefevbre



Dennis Gapusan

Yas Racing Series Round 4

Gulf Procar Provisional Result Warm Up

17 - 21 January 2024
Yas Marina Circuit - 5281mtr.

Pos	Nbr	Name	Entrant	Cls	PIC	Fastest	In	Gap	Diff	Laps	Km/h
1	39	Gurunath Balasubramanian	Dragon Racing	2	1	1:57.335	7			8	162.03
2	86	Jan Sandman	Dragon Racing	2	2	1:59.731	3	2.396	2.396	6	158.79
3	23	Mamoun Alkabbani	Dragon Racing	2	3	2:00.128	5	2.793	0.397	6	158.26
4	21	Ryan Jurgensen	Greystone GT	3	1	2:04.231	5	6.896	4.103	6	153.03
5	15	Aiman Islam	Rowe oil Trackdays	4	1	2:24.874	5	27.539	20.643	5	131.23
6	71	Avik Anwar	DNA Racing	4	2	2:36.455	3	39.120	11.581	5	121.51

Fastest time : 1:57.335 in lap 7 by nbr. 39 : Gurunath Balasubramanian ()

Publication-time

Results: www.getraceresults.com

Timekeeping by : Time Service BV - The Netherlands

Clerk of the Course

Timekeeping

 11:02

Jean- Francois Lefebvre



Dennis Gapusan

Yas Racing Series Round 4

Gulf Procar
Laptimes - Warm Up

17 - 21 January 2024
Yas Marina Circuit - 5281mtr.

Nbr	Name	Laps	lap	Lap ..1	Lap ..2	Lap ..3	Lap ..4	Lap ..5	Lap ..6	Lap ..7	Lap ..8	Lap ..9	Lap ..0
39	Gurunath Balasubramanian	8	1 - 10	2:20.986	2:03.533	1:58.675	1:57.570	1:57.916	1:58.713	1:57.335	1:57.822		
21	Ryan Jurgensen	6	1 - 10	2:26.482	2:06.394	2:05.014	2:05.007	2:04.231	2:30.291				
23	Mamoun Alkabbani	6	1 - 10	2:34.137	2:01.202	2:02.886	2:00.381	2:00.128	2:11.107				
86	Jan Sandman	6	1 - 10	2:23.793	2:00.290	1:59.731	2:00.802	2:00.566	2:13.508				
71	Avik Anwar	5	1 - 10	4:17.392	2:50.602	2:38.455	2:39.630	2:36.778					
15	Aiman Islam	5	1 - 10	3:58.318	3:03.380	3:32.081	2:25.944	2:24.874					

Yas Racing Series Round 4

Gulf Procar

Laps and Sector Times - Warm Up

17 - 21 January 2024

Yas Marina Circuit - 5281mtr.

15 Alman Islam																			
lap	Sect-1	Speed	Sect-2	Speed	Sect-3	Speed	TopSpeed	laptime	pit	lap	Sect-1	Speed	Sect-2	Speed	Sect-3	Speed	Topspeed	laptime	pit
1	Pit Out	80.2	1:55.834	95.7	1:08.032	123.0	82.6	3:58.318		4	30.819	173.1	1:02.590	182.4	52.535	125.9	188.8	2:25.944	
2		37.967	148.8	1:25.691	122.3	Pit In	106.2	3:03.380		5	30.838	173.1	1:01.573	181.5	52.463	126.2	192.5	2:24.874	
3	Pit Out	164.9	1:02.284	180.9	53.156	125.6	191.5	3:32.081		6									

21 Ryan Jurgensen																			
lap	Sect-1	Speed	Sect-2	Speed	Sect-3	Speed	TopSpeed	laptime	pit	lap	Sect-1	Speed	Sect-2	Speed	Sect-3	Speed	Topspeed	laptime	pit
1	Pit Out	185.9	53.329	210.5	53.275	151.3	216.9	2:26.482		4	26.753	210.9	50.491	231.8	47.763	151.7	241.1	2:05.007	
2		27.187	210.1	50.650	225.9	48.557	150.8	238.9	2:06.394	5	26.799	212.2	50.031	235.8	47.401	156.5	244.3	2:04.231	
3		27.121	211.8	50.471	235.8	47.422	151.3	237.4	2:05.014	6	29.883	182.4	1:00.844	180.9	Pit In		172.2	2:30.291	

23 Mamoun Alkabbani																			
lap	Sect-1	Speed	Sect-2	Speed	Sect-3	Speed	TopSpeed	laptime	pit	lap	Sect-1	Speed	Sect-2	Speed	Sect-3	Speed	Topspeed	laptime	pit
1	Pit Out	179.1	58.038	198.2	51.467	157.9	213.9	2:34.137		4	25.886	217.3	48.628	226.4	45.867	160.7	257.8	2:00.381	
2		26.634	216.9	48.627	212.6	45.941	161.2	250.6	2:01.202	5	25.778	219.1	48.405	229.3	45.945	158.4	262.8	2:00.128	
3		26.853	218.2	49.808	226.9	46.225	160.7	248.8	2:02.886	6	25.865	216.0	48.303	234.3	Pit In		261.5	2:11.107	

39 Gurunath Balasubramanian																			
lap	Sect-1	Speed	Sect-2	Speed	Sect-3	Speed	TopSpeed	laptime	pit	lap	Sect-1	Speed	Sect-2	Speed	Sect-3	Speed	Topspeed	laptime	pit
1	Pit Out	185.6	53.162	208.1	47.843	162.7	207.7	2:20.986		5	25.554	222.7	47.844	244.3	44.518	165.1	264.1	1:57.916	
2		27.604	215.6	49.315	228.8	46.614	162.7	241.6	2:03.533	6	25.117	222.2	47.498	251.2	46.098	166.7	266.7	1:58.713	
3		25.837	220.4	47.994	241.1	44.844	164.6	259.0	1:58.675	7	25.116	223.6	47.506	247.1	44.713	166.2	264.7	1:57.335	
4		25.261	221.3	47.959	250.0	44.350	166.2	260.2	1:57.570	8	25.354	222.7	47.922	248.8	44.546	166.2	262.8	1:57.822	

71 Avik Anwar																			
lap	Sect-1	Speed	Sect-2	Speed	Sect-3	Speed	TopSpeed	laptime	pit	lap	Sect-1	Speed	Sect-2	Speed	Sect-3	Speed	Topspeed	laptime	pit
1	Pit Out	71.8	2:07.576	83.8	1:13.276	115.4	100.1	4:17.392		4	32.960	161.0	1:06.257	169.3	1:00.413	117.4	178.5	2:39.630	
2		35.536	154.1	1:14.134	102.1	1:00.932	117.1	176.5	2:50.602	5	33.687	158.8	1:06.238	169.8	56.853	116.6	178.2	2:36.778	
3		33.378	158.8	1:07.209	169.0	55.868	117.4	178.5	2:36.455	6									

86 Jan Sandman																			
lap	Sect-1	Speed	Sect-2	Speed	Sect-3	Speed	TopSpeed	laptime	pit	lap	Sect-1	Speed	Sect-2	Speed	Sect-3	Speed	Topspeed	laptime	pit
1	Pit Out	176.2	52.823	201.5	49.697	162.2	227.8	2:23.793		4	25.811	227.4	48.155	254.7	46.836	156.5	264.1	2:00.802	
2		25.712	217.3	48.383	247.7	46.195	150.8	261.5	2:00.290	5	25.941	221.3	48.196	240.0	46.429	159.8	266.0	2:00.566	
3		26.935	220.4	47.951	244.9	44.845	162.2	262.8	1:59.731	6	26.658	190.8	52.977	213.0	Pit In		193.5	2:13.508	

Yas Racing Series Round 4

Gulf Procar Provisional Result Qualifying

17 - 21 January 2024
Yas Marina Circuit - 5281mtr.

Pos	Nbr	Name	Entrant	Cls	PIC	Fastest	In	Gap	Diff	Laps	Km/h
1	39	Gurunath Balasubramanian	Dragon Racing	2	1	1:57.361	8			9	161.99
2	86	Jan Sandman	Dragon Racing	2	2	1:57.656	8	0.295	0.295	9	161.59
3	23	Mamoun Alkabbani	Dragon Racing	2	3	1:59.153	7	1.792	1.497	9	159.56
4	21	Ryan Jurgensen	Greystone GT	3	1	2:05.685	3	8.324	6.532	5	151.26
5	15	Aiman Islam	Rowe oil Trackdays	4	1	2:24.630	4	27.269	18.945	4	131.45
6	16	Ahmed Alkhaja	Rowe Oil Trackdays	4	2	2:26.671	2	29.310	2.041	4	129.62
7	71	Avik Anwar	DNA Racing	4	3	2:28.202	6	30.841	1.531	6	128.28
8	11	Krishna Reddy Pati	RKC- Aoutotech	4	4	2:32.466	4	35.105	4.264	5	124.69

Car 16 - lap 3.4 deleted track limits.

Car 21 - lap 2 deleted track limits.

Car 86 - lap 7 deleted track limits.

Fastest time : 1:57.361 in lap 8 by nbr. 39 : Gurunath Balasubramanian ()

Publication-time

Results: www.getraceresults.com

Timekeeping by : Time Service BV - The Netherlands

Clerk of the Course

Timekeeping


12:07
Jean- Francois Lefebvre



Dennis Gapusan

Yas Racing Series Round 4

Gulf Procar Final result Qualifying

17 - 21 January 2024
Yas Marina Circuit - 5281mtr.

Pos	Nbr	Name	Entrant	Cls	PIC	Fastest	In	Gap	Diff	Laps	Km/h
1	39	Gurunath Balasubramanian	Dragon Racing	2	1	1:57.361	8			9	161.99
2	86	Jan Sandman	Dragon Racing	2	2	1:57.656	8	0.295	0.295	9	161.59
3	23	Mamoun Alkabbani	Dragon Racing	2	3	1:59.153	7	1.792	1.497	9	159.56
4	21	Ryan Jurgensen	Greystone GT	3	1	2:05.685	3	8.324	6.532	5	151.26
5	15	Aiman Islam	Rowe oil Trackdays	4	1	2:24.630	4	27.269	18.945	4	131.45
6	16	Ahmed Alkhaja	Rowe Oil Trackdays	4	2	2:26.671	2	29.310	2.041	4	129.62
7	71	Avik Anwar	DNA Racing	4	3	2:28.202	6	30.841	1.531	6	128.28
8	11	Krishna Reddy Pati	RKC- Aoutotech	4	4	2:32.466	4	35.105	4.264	5	124.69

Car 16 - lap 3.4 deleted track limits.

Car 21 - lap 2 deleted track limits.

Car 86 - lap 7 deleted track limits.

Fastest time : 1:57.361 in lap 8 by nbr. 39 : Gurunath Balasubramanian ()

Publication-time

Results: www.getracersresults.com

Timekeeping by : Time Service BV - The Netherlands

Chief Steward  Anthony Gonsalves	12:50	Steward  Boman Parakh	ASN Steward  Joshua Dacruz
Page 1 of 1			



Yas Racing Series Round 4

Gulf Procar
Laptimes - Qualifying

17 - 21 January 2024
Yas Marina Circuit - 5281mtr.

Nbr	Name	Laps	lap	Lap ..1	Lap ..2	Lap ..3	Lap ..4	Lap ..5	Lap ..6	Lap ..7	Lap ..8	Lap ..9	Lap ..0
86	Jan Sandman	9	1 - 10	2:26.032	2:28.874	1:58.436	2:23.877	1:58.331	7:46.240	2:01.533	1:57.656	1:58.054	
23	Mamoun Alkabbani	9	1 - 10	2:26.153	2:04.145	2:00.043	1:59.339	2:19.898	8:08.852	1:59.153	2:17.785	1:59.804	
39	Gurunath Balasubramanian	9	1 - 10	2:22.551	2:00.176	1:58.026	1:57.440	1:57.847	8:50.421	2:06.863	1:57.361	2:19.829	
71	Avik Anwar	6	1 - 10	2:58.276	2:28.437	8:25.371	2:29.453	2:29.286	2:28.202				
21	Ryan Jurgensen	5	1 - 10	2:28.794	2:05.892	2:05.885	2:30.659	10:54.323					
11	Krishna Reddy Pati	5	1 - 10	3:20.874	2:43.248	10:45.411	2:32.466	3:07.584					
15	Aiman Islam	4	1 - 10	2:47.938	2:26.025	2:24.920	2:24.630						
16	Ahmed Alkhaja	4	1 - 10	3:03.124	2:26.671	2:25.398	2:24.897						

Yas Racing Series Round 4

Gulf Procar
Laps and Sector Times - Qualifying
17 - 21 January 2024
Yas Marina Circuit - 5281mtr.

11 Krishna Reddy Pati																			
lap	Sect-1	Speed	Sect-2	Speed	Sect-3	Speed	TopSpeed	laptime	pit	lap	Sect-1	Speed	Sect-2	Speed	Sect-3	Speed	Topspeed	laptime	pit
1	Pit Out	118.9	1:20.473	121.9	1:09.498	104.0	137.8	3:20.874		4	<u>32.771</u>	149.0	1:04.110	174.8	<u>55.585</u>	123.3	179.1	2:32.466	
2		37.567	157.0	1:05.487	<u>150.6</u>	1:00.194	<u>124.1</u>	183.1	2:43.248	5	46.262	148.4	1:07.738	144.0	Pit In		154.3	3:07.584	
3	8:38.878	123.4	1:08.007	<u>170.1</u>	58.526	123.6	168.5	10:45.411		6									

15 Aiman Islam																			
lap	Sect-1	Speed	Sect-2	Speed	Sect-3	Speed	TopSpeed	laptime	pit	lap	Sect-1	Speed	Sect-2	Speed	Sect-3	Speed	Topspeed	laptime	pit
1	Pit Out	158.4	1:08.374	175.3	53.352	125.9	169.0	2:47.938		3	30.935	173.1	1:01.411	183.1	52.574	126.5	193.2	2:24.920	
2		31.024	172.8	1:01.893	181.8	53.108	119.2	191.5	2:26.025	4	30.889	172.8	1:01.378	181.8	<u>52.363</u>	<u>127.1</u>	192.5	2:24.630	

16 Ahmed Alkhaja																			
lap	Sect-1	Speed	Sect-2	Speed	Sect-3	Speed	TopSpeed	laptime	pit	lap	Sect-1	Speed	Sect-2	Speed	Sect-3	Speed	Topspeed	laptime	pit
1	Pit Out	93.6	1:14.745	177.9	54.697	120.0	172.0	3:03.124		3	31.060	<u>171.7</u>	1:02.264	180.9	<u>52.074</u>	122.2	191.8	2:25.398	D
2		31.169	170.9	1:02.526	181.5	52.976	122.7	191.5	2:26.671	4	30.860	171.2	1:01.761	182.7	52.186	<u>123.0</u>	192.5	2:24.807	D

21 Ryan Jurgensen																			
lap	Sect-1	Speed	Sect-2	Speed	Sect-3	Speed	TopSpeed	laptime	pit	lap	Sect-1	Speed	Sect-2	Speed	Sect-3	Speed	Topspeed	laptime	pit
1	Pit Out	178.8	53.177	219.5	50.218	153.0	223.6	2:28.794		4	30.267	139.2	1:08.311	166.2	52.081	153.0	139.2	2:30.659	
2		26.858	<u>211.4</u>	51.415	<u>234.8</u>	<u>47.619</u>	153.0	207.3	2:05.892	D	5	<u>8:58.568</u>	154.5	58.881	196.4	Pit In		152.3	10:54.323
3		27.113	209.7	<u>50.573</u>	<u>233.3</u>	47.999	<u>153.8</u>	<u>238.4</u>	2:05.685	6									

23 Mamoun Alkabbani																			
lap	Sect-1	Speed	Sect-2	Speed	Sect-3	Speed	TopSpeed	laptime	pit	lap	Sect-1	Speed	Sect-2	Speed	Sect-3	Speed	Topspeed	laptime	pit
1	Pit Out	161.7	55.414	181.5	50.161	158.8	199.3	2:26.153		6	6:31.527	203.8	50.113	211.8	47.212	162.7	244.9	8:08.852	
2		27.194	213.9	49.700	201.5	47.251	159.3	235.3	2:04.145	7	25.644	<u>219.5</u>	48.076	225.9	45.433	162.2	<u>263.4</u>	<u>1:59.153</u>	
3		26.433	217.7	48.219	221.3	<u>45.391</u>	161.2	<u>263.4</u>	2:00.043	8	26.514	194.2	1:00.115	123.1	51.156	162.2	181.8	2:17.785	
4	<u>25.506</u>	218.2	<u>47.885</u>	<u>234.8</u>	45.948	158.8	262.8	1:59.339		9	25.660	216.4	48.263	229.8	45.881	162.7	<u>263.4</u>	1:59.804	
5	31.069	143.8	55.817	180.3	53.012	<u>164.6</u>	224.1	2:19.898		10									

39 Gurnath Balasubramanian																			
lap	Sect-1	Speed	Sect-2	Speed	Sect-3	Speed	TopSpeed	laptime	pit	lap	Sect-1	Speed	Sect-2	Speed	Sect-3	Speed	Topspeed	laptime	pit
1	Pit Out	171.2	54.242	203.8	47.470	161.2	204.5	2:22.551		6	7:10.368	200.0	55.198	230.3	44.855	<u>165.6</u>	241.6	8:50.421	
2		26.288	216.4	48.857	228.3	45.031	164.1	244.9	2:00.176	7	26.174	185.6	55.024	210.1	45.665	165.1	180.3	2:06.863	
3		25.348	220.4	47.881	246.0	44.797	164.1	261.5	1:58.026	8	25.292	221.8	<u>47.494</u>	<u>246.6</u>	44.575	<u>165.6</u>	<u>265.4</u>	<u>1:57.361</u>	
4	<u>25.164</u>	221.3	47.789	245.5	<u>44.487</u>	<u>165.6</u>	<u>265.4</u>	1:57.440		9	29.461	169.3	1:02.623	194.6	47.745	162.7	160.0	2:19.829	
5	25.221	222.2	47.712	243.2	44.914	<u>165.6</u>	264.1	1:57.847		10									

71 Avik Anwar																			
lap	Sect-1	Speed	Sect-2	Speed	Sect-3	Speed	TopSpeed	laptime	pit	lap	Sect-1	Speed	Sect-2	Speed	Sect-3	Speed	Topspeed	laptime	pit
1	Pit Out	142.3	1:10.094	140.3	1:01.246	119.5	183.4	2:58.276		4	32.320	164.9	<u>1:02.502</u>	181.5	54.631	123.9	186.9	2:29.453	
2		32.134	166.4	1:02.715	<u>182.1</u>	<u>53.588</u>	121.9	186.5	2:28.437	5	31.881	168.0	1:02.927	180.3	54.478	122.4	187.5	2:29.286	
3	6:23.241	152.8	1:06.201	179.4	55.929	120.8	185.9	8:25.371		6	<u>31.676</u>	<u>168.5</u>	1:02.895	181.5	53.631	<u>124.4</u>	<u>188.2</u>	<u>2:28.202</u>	

86 Jan Sandman																			
lap	Sect-1	Speed	Sect-2	Speed	Sect-3	Speed	TopSpeed	laptime	pit	lap	Sect-1	Speed	Sect-2	Speed	Sect-3	Speed	Topspeed	laptime	pit
1	Pit Out	162.4	55.942	158.6	51.116	162.7	229.8	2:26.032		6	6:05.636	200.4	55.368	230.8	45.236	164.6	239.5	7:46.240	
2		30.516	144.2	1:06.532	194.2	51.826	163.6	134.0	2:28.874	7	25.450	201.9	49.122	227.8	46.961	160.7	245.5	2:01.533	D
3		25.427	213.4	47.901	252.3	45.108	164.6	265.4	1:58.436	8	25.332	217.7	<u>47.685</u>	<u>253.5</u>	<u>44.639</u>	160.2	<u>268.7</u>	<u>1:57.656</u>	
4		32.296	136.7	1:02.902	192.5	48.679	164.1	192.2	2:23.877	9	<u>25.030</u>	<u>218.2</u>	47.943	<u>253.5</u>	45.081	161.7	268.0	1:58.054	
5		25.317	214.3	47.851	248.8	45.163	<u>165.1</u>	266.0	1:58.331	10									



Yas Racing Series Round 4

17 - 21 January 2024

Yas Marina Circuit - 5281mtr.

Gulf Procar

Final starting grid Race 1

Start Time : 16:35 - Heat Duration : 25 Minutes

Pos	Nbr	Name	time	Pos	Nbr	Name	time
-----	-----	------	------	-----	-----	------	------

----- Pole Left ----- **STARTLINE** -----

1	39	Gurunath Balasubramanian	1:57.361	Row 1	2	86	Jan Sandman	1:57.656
3	23	Mamoun Alkabbani	1:59.153	Row 2	4	21	Ryan Jurgensen	2:05.685
5	15	Aiman Islam	2:24.630	Row 3	6	16	Ahmed Alkhaja	2:26.671
7	71	Avik Anwar	2:28.202	Row 4	8	11	Krishna Reddy Pati	2:32.466

Results: www.getfaceresults.com

Timekeeping by: Time Service BV - The Netherlands

Publication-time

Chief Steward

12:50

Anthony Gonsalves

Steward

Boman Parakh

ASN Steward

Joshua Dcruz



Yas Racing Series Round 4

Gulf Procar Provisional Result Race 1

17 - 21 January 2024
Yas Marina Circuit - 5281mtr.

Pos	Nbr	Name	Entrant	Cls	PIC	Gap	Total time	Fastest	In	Avg. Speed
1	39	Gurunath Balasubramanian	Dragon Racing	2	1	-- 13 laps --	25:47.604	1:57.977	5	159.69
2	86	Jan Sandman	Dragon Racing	2	2	1.423	25:49.027	1:57.380	3	159.55
3	23	Mamoun Alkabbani	Dragon Racing	2	3	53.755	26:41.359	2:01.055	2	154.33
4	21	Ryan Jurgensen	Greystone GT	3	1	1:59.305	27:46.909	2:06.178	4	148.26
5	15	Aiman Islam	Rowe oil Trackdays	4	1	-- 11 laps --	26:49.820	2:25.261	2	129.90
6	16	Ahmed Alkhaja	Rowe Oil Trackdays	4	2	57.044	27:46.864	2:25.971	3	125.46
7	71	Avik Anwar	DNA Racing	4	3	1:05.171	27:54.991	2:30.098	7	124.85
8	11	Krishna Reddy Pati	RKC- Aoutotech	4	4	1:12.911	28:02.731	2:30.147	8	124.27


Fastest time : 1:57.380 in lap 3 by nbr. 86 : Jan Sandman ()

Publication-time

Results: www.getraceresults.com

Timekeeping by : Time Service BV - The Netherlands

Clerk of the Course

 17:12

Jean- Francois Lefevbre

Timekeeping



Dennis Gapusan



Yas Racing Series Round 4

Gulf Procar Final result Race 1

17 - 21 January 2024
Yas Marina Circuit - 5281mtr.

Pos	Nbr	Name	Entrant	Cls	PIC	Gap	Total time	Fastest	In	Avg. Speed
1	39	Gurunath Balasubramanian	Dragon Racing	2	1	-- 13 laps --	25:47.604	1:57.977	5	159.69
2	86	Jan Sandman	Dragon Racing	2	2	1.423	25:49.027	1:57.380	3	159.55
3	23	Mamoun Alkabbani	Dragon Racing	2	3	53.755	26:41.359	2:01.055	2	154.33
4	21	Ryan Jurgensen	Greystone GT	3	1	1:59.305	27:46.909	2:06.178	4	148.26
5	15	Aiman Islam	Rowe oil Trackdays	4	1	-- 11 laps --	26:49.820	2:25.261	2	129.90
6	16	Ahmed Alkhaja	Rowe Oil Trackdays	4	2	57.044	27:46.864	2:25.971	3	125.46
7	11	Krishna Reddy Pati	RKC- Aoutotech	4	3	1:12.911	28:02.731	2:30.147	8	124.27
Not Classified		Did not Finish								
DSQ	71	Avik Anwar	DNA Racing	4		1:05.171	27:54.991	2:30.098	7	124.85




Steward Decision No.1 - Car #71 exclusion from the result of race 1, due to breach of technical regulation, failed to pass post race scrutineering.

Fastest time : 1:57.380 in lap 3 by nbr. 86 : Jan Sandman ()

Publication-time

Results: www.getracareults.com

Timekeeping by : Time Service BV - The Netherlands

Chief Steward  Anthony Gonsalves	19:20 Steward  Boman Parakh	ASN Steward  Micheal Cafferty
---	--	--



Yas Racing Series Round 4

Gulf Procar Sector analyse - Race 1

17 - 21 January 2024
Yas Marina Circuit - 5281mtr.

Pos	Nbr	Name / Team name	Sector 1			Sector 2			Sector 3			theoretical best	Actual best	In
			time	Lap	pos	time	Lap	pos	time	Lap	pos			
1	39	Gurunath Balasubramanian	25.246	5	2	47.764	4	2	44.661	6	2	1:57.671	1:57.977	5
2	86	Jan Sandman	25.011	4	1	47.466	4	1	44.584	3	1	1:57.061	1:57.380	3
3	23	Mamoun Alkabbani	25.875	10	3	48.364	10	3	46.288	8	3	2:00.527	2:01.055	2
4	21	Ryan Jurgensen	26.960	12	4	50.435	8	4	48.462	10	4	2:05.857	2:06.178	4
5	15	Alman Islam	30.731	5	5	1:01.418	2	6	52.343	11	5	2:24.492	2:25.261	2
6	16	Ahmed Alkhaja	31.079	4	6	1:01.816	3	7	52.788	3	6	2:25.683	2:25.971	3
7	71	Avik Anwar	32.092	7	8	1:04.240	7	8	53.726	8	7	2:30.058	2:30.098	7
8	11	Krishna Reddy Pati	31.895	8	7	1:01.025	6	5	56.237	8	8	2:29.157	2:30.147	8

Yas Racing Series Round 4

Gulf Procar Laptimes - Race 1

17 - 21 January 2024
Yas Marina Circuit - 5281mtr.

Nbr	Name	Laps	lap	Lap ..1	Lap ..2	Lap ..3	Lap ..4	Lap ..5	Lap ..6	Lap ..7	Lap ..8	Lap ..9	Lap ..0
39	Gurunath Balasubramanian	13	1 - 10	2:02.529	1:58.999	1:58.296	1:58.071	1:57.977	1:58.086	1:59.702	1:58.370	1:58.442	1:58.594
			11 - 20	1:58.688	1:59.360	1:58.798							
86	Jan Sandman	13	1 - 10	2:01.794	1:58.389	1:57.380	1:57.970	1:58.357	1:59.407	2:00.266	1:58.835	1:58.626	1:58.372
			11 - 20	1:58.561	1:59.742	1:59.407							
23	Mamoun Alkabbani	13	1 - 10	2:03.593	2:01.055	2:02.200	2:02.101	2:03.848	2:03.355	2:02.331	2:01.428	2:01.123	2:01.577
			11 - 20	2:02.396	2:06.193	2:07.784							
21	Ryan Jurgensen	13	1 - 10	2:08.396	2:08.451	2:07.481	2:06.178	2:06.990	2:11.476	2:08.438	2:07.286	2:10.351	2:07.007
			11 - 20	2:07.260	2:06.824	2:08.237							
15	Aiman Islam	11	1 - 10	2:26.500	2:25.261	2:25.757	2:26.268	2:25.684	2:25.736	2:26.460	2:26.928	2:26.027	2:25.505
			11 - 20	2:26.333									
16	Ahmed Alkhaja	11	1 - 10	2:28.538	2:26.744	2:25.971	2:26.652	2:29.894	2:29.760	2:32.679	2:35.645	2:34.629	2:40.081
			11 - 20	2:32.506									
71	Avik Anwar	11	1 - 10	2:37.138	2:33.670	2:31.493	2:32.376	2:31.915	2:31.603	2:30.098	2:30.791	2:30.501	2:30.784
			11 - 20	2:30.498									
11	Krishna Reddy Pati	11	1 - 10	2:35.617	2:32.021	2:33.572	2:32.232	2:34.433	2:32.353	2:31.876	2:30.147	2:31.309	2:32.167
			11 - 20	2:32.555									

Yas Racing Series Round 4

Gulf Procar

Laps and Sector Times - Race 1

17 - 21 January 2024

Yas Marina Circuit - 5281mtr.

11 Krishna Reddy Pati																			
lap	Sect-1	Speed	Sect-2	Speed	Sect-3	Speed	TopSpeed	laptime	pit	lap	Sect-1	Speed	Sect-2	Speed	Sect-3	Speed	Topspeed	laptime	pit
1	35.881	161.0	1:02.713	169.3	57.023	125.0	193.9	2:35.617		7	32.213	168.5	1:02.263	176.5	57.400	125.0	186.9	2:31.876	
2	33.345	166.2	1:02.277	175.9	56.399	125.3	195.3	2:32.021		8	31.895	168.0	1:02.015	172.2	56.237	115.9	196.4	2:30.147	
3	32.760	166.4	1:03.049	160.7	57.763	125.6	189.5	2:33.572		9	32.789	163.6	1:02.149	180.9	56.371	125.3	195.3	2:31.309	
4	32.969	166.2	1:02.849	175.0	56.414	122.4	197.1	2:32.232		10	32.491	167.7	1:03.138	166.4	56.538	127.4	198.5	2:32.167	
5	32.263	168.0	1:02.832	168.5	59.338	114.9	187.8	2:34.433		11	32.269	160.5	1:03.755	163.9	56.531	128.3	186.5	2:32.555	
6	32.406	170.6	1:01.025	173.1	58.922	125.6	196.7	2:32.353		12									

15 Aiman Islam																			
lap	Sect-1	Speed	Sect-2	Speed	Sect-3	Speed	TopSpeed	laptime	pit	lap	Sect-1	Speed	Sect-2	Speed	Sect-3	Speed	Topspeed	laptime	pit
1	32.262	170.9	1:01.689	182.7	52.549	124.7	191.8	2:26.500		7	31.100	169.8	1:02.275	181.2	53.085	125.9	191.5	2:26.460	
2	30.934	172.2	1:01.418	182.7	52.909	124.1	192.2	2:25.261		8	31.928	169.3	1:02.262	183.7	52.738	126.5	191.8	2:26.928	
3	31.118	172.8	1:02.000	182.1	52.639	125.3	190.1	2:25.757		9	31.006	172.2	1:02.122	174.5	52.899	123.0	191.2	2:26.027	
4	30.833	172.8	1:02.825	178.8	52.610	125.6	192.9	2:26.268		10	31.080	172.0	1:01.746	182.4	52.679	125.9	193.2	2:25.505	
5	30.731	170.1	1:02.381	180.0	52.572	126.2	193.5	2:25.684		11	30.759	172.8	1:03.231	181.8	52.343	126.5	191.2	2:26.333	
6	30.963	171.4	1:02.214	182.1	52.559	125.6	191.5	2:25.736		12									

16 Ahmed Alkhaja																			
lap	Sect-1	Speed	Sect-2	Speed	Sect-3	Speed	TopSpeed	laptime	pit	lap	Sect-1	Speed	Sect-2	Speed	Sect-3	Speed	Topspeed	laptime	pit
1	32.286	168.2	1:03.338	182.4	52.914	123.9	191.8	2:28.538		7	33.355	159.8	1:03.511	162.7	55.813	116.6	184.0	2:32.679	
2	31.372	170.1	1:02.374	181.8	52.998	124.7	191.8	2:26.744		8	33.604	162.2	1:05.470	151.9	56.571	117.4	174.2	2:35.645	
3	31.367	167.2	1:01.816	183.7	52.788	122.7	192.5	2:25.971		9	34.366	154.3	1:04.224	161.9	56.039	117.1	189.1	2:34.629	
4	31.079	170.3	1:02.397	182.1	53.176	122.4	191.5	2:26.652		10	35.898	148.4	1:06.497	150.2	57.686	119.2	173.6	2:40.081	
5	32.013	163.1	1:02.507	182.7	55.374	121.1	190.5	2:29.894		11	33.132	161.2	1:03.996	176.2	55.378	115.9	186.5	2:32.506	
6	31.539	160.0	1:03.341	179.1	54.880	118.2	184.9	2:29.760		12									

21 Ryan Jurgensen																			
lap	Sect-1	Speed	Sect-2	Speed	Sect-3	Speed	TopSpeed	laptime	pit	lap	Sect-1	Speed	Sect-2	Speed	Sect-3	Speed	Topspeed	laptime	pit
1	28.430	202.2	51.103	216.4	48.863	151.3	233.3	2:08.396		8	27.859	204.2	50.435	227.8	48.992	152.1	235.8	2:07.286	
2	27.506	207.3	51.221	222.2	49.724	151.7	231.8	2:08.451		9	29.536	202.6	51.577	219.1	49.238	150.0	229.8	2:10.351	
3	27.487	208.1	51.345	232.3	48.649	153.8	237.4	2:07.481		10	27.203	208.5	51.342	223.6	48.462	152.5	230.3	2:07.007	
4	26.997	208.1	50.513	230.3	48.668	152.5	239.5	2:06.178		11	27.665	207.3	50.953	221.8	48.642	150.8	234.8	2:07.260	
5	27.495	203.8	50.989	230.3	48.506	151.7	242.7	2:06.990		12	26.960	208.9	50.902	215.6	48.962	153.4	242.7	2:06.824	
6	27.057	208.9	50.501	220.9	53.918	150.0	238.4	2:11.476		13	27.790	205.7	50.785	230.3	49.662	151.7	231.3	2:08.237	
7	27.421	205.7	51.405	227.4	49.612	150.0	242.2	2:08.438		14									

23 Mamoun Alkabbani																			
lap	Sect-1	Speed	Sect-2	Speed	Sect-3	Speed	TopSpeed	laptime	pit	lap	Sect-1	Speed	Sect-2	Speed	Sect-3	Speed	Topspeed	laptime	pit
1	27.424	210.9	49.602	218.6	46.567	161.7	261.5	2:03.593		8	26.258	215.6	48.882	219.1	46.288	160.7	259.0	2:01.428	
2	26.004	215.1	48.743	220.0	46.308	162.2	261.5	2:01.055		9	26.066	216.9	48.685	222.7	46.372	162.7	258.4	2:01.123	
3	26.509	206.5	49.151	220.9	46.540	159.8	259.6	2:02.200		10	25.875	217.3	48.364	230.8	47.338	160.2	263.4	2:01.577	
4	26.154	213.0	48.952	210.1	46.995	160.7	262.1	2:02.101		11	26.134	215.6	48.601	212.2	47.661	157.4	257.8	2:02.396	
5	26.357	214.3	48.981	215.1	48.510	160.2	259.0	2:03.848		12	27.236	203.4	50.756	213.9	48.201	155.2	225.9	2:06.193	
6	26.259	213.9	48.999	216.9	48.097	159.3	259.6	2:03.355		13	27.566	212.6	50.866	192.5	49.352	149.2	251.7	2:07.784	
7	26.421	215.1	49.022	218.2	46.888	160.2	261.5	2:02.331		14									

39 Gurnath Balasubramanian																			
lap	Sect-1	Speed	Sect-2	Speed	Sect-3	Speed	TopSpeed	laptime	pit	lap	Sect-1	Speed	Sect-2	Speed	Sect-3	Speed	Topspeed	laptime	pit
1	27.135	215.6	50.267	242.2	45.127	164.1	260.2	2:02.529		8	25.415	220.9	47.845	233.8	45.110	164.1	262.8	1:58.370	
2	25.576	220.9	48.273	234.3	45.150	161.7	260.2	1:58.999		9	25.413	220.0	47.903	242.2	45.126	162.2	260.9	1:58.442	
3	25.397	221.3	48.112	241.1	44.787	163.6	262.8	1:58.296		10	25.552	220.9	47.884	235.3	45.158	163.6	265.4	1:58.594	

Yas Racing Series Round 4

Gulf Procar

Laps and Sector Times - Race 1

17 - 21 January 2024

Yas Marina Circuit - 5281mtr.

4	25.381	220.9	47.764	240.5	44.926	163.1	264.1	1:58.071	11	25.600	219.1	47.934	242.2	45.154	162.7	265.4	1:58.688
5	25.246	221.8	47.901	241.6	44.830	164.1	260.9	1:57.977	12	25.538	219.1	48.786	243.8	45.036	165.1	262.1	1:59.360
6	25.414	217.7	48.011	238.9	44.661	165.6	264.1	1:58.086	13	25.422	219.5	47.875	241.1	45.501	163.6	260.9	1:58.798
7	25.606	214.3	48.193	236.3	45.903	157.9	247.7	1:59.702	14								

71		Avik Anwar																	
lap	Sect-1	Speed	Sect-2	Speed	Sect-3	Speed	TopSpeed	laptime	pit	lap	Sect-1	Speed	Sect-2	Speed	Sect-3	Speed	TopSpeed	laptime	pit
1	35.662	152.8	1:06.082	171.4	55.394	116.4	180.0	2:37.138		7	32.092	161.9	1:04.240	172.5	53.766	118.9	179.7	2:30.098	
2	33.004	160.5	1:05.791	170.6	54.875	117.6	179.7	2:33.670		8	32.644	161.4	1:04.421	171.7	53.726	119.2	180.3	2:30.791	
3	32.424	161.7	1:04.753	171.2	54.316	121.3	179.7	2:31.493		9	32.146	162.2	1:04.623	170.9	53.732	118.4	180.0	2:30.501	
4	32.459	161.2	1:05.074	172.8	54.843	119.7	181.2	2:32.376		10	32.483	162.7	1:04.406	172.0	53.895	119.7	179.7	2:30.784	
5	32.125	162.7	1:04.466	172.8	55.324	116.1	180.9	2:31.915		11	32.119	162.7	1:04.576	172.2	53.803	117.9	180.3	2:30.498	
6	32.618	161.2	1:04.824	172.2	54.161	120.5	180.3	2:31.603		12									

86		Jan Sandman																	
lap	Sect-1	Speed	Sect-2	Speed	Sect-3	Speed	TopSpeed	laptime	pit	lap	Sect-1	Speed	Sect-2	Speed	Sect-3	Speed	TopSpeed	laptime	pit
1	27.250	216.9	49.063	233.8	45.481	163.6	261.5	2:01.794		8	25.716	220.9	47.928	246.6	45.191	161.2	262.8	1:58.835	
2	25.411	219.1	47.862	246.0	45.116	162.7	263.4	1:58.389		9	25.240	220.0	47.715	243.2	45.671	156.5	260.2	1:58.626	
3	25.067	220.0	47.729	246.6	44.584	162.2	264.7	1:57.380		10	25.258	218.2	47.846	247.7	45.268	160.7	266.0	1:58.372	
4	25.011	222.7	47.466	251.7	45.493	162.2	266.7	1:57.970		11	25.391	219.1	48.078	245.5	45.092	157.0	262.8	1:58.561	
5	25.617	218.2	47.703	249.4	45.037	161.2	267.3	1:58.357		12	25.516	217.7	48.878	251.7	45.348	158.4	263.4	1:59.742	
6	25.926	214.7	48.557	252.9	44.924	163.1	252.3	1:59.407		13	25.334	217.3	48.128	250.0	45.945	159.8	263.4	1:59.407	
7	25.685	215.1	48.298	242.7	46.283	160.2	260.9	2:00.266		14									

Yas Racing Series Round 4

17 - 21 January 2024

Yas Marina Circuit - 5281mtr.

Gulf Procar

Final starting grid Race 2

Start Time : 22:00 - Heat Duration : 25 Minutes

Pos	Nbr	Name	time
-----	-----	------	------

Pos	Nbr	Name	time
-----	-----	------	------

----- Pole Left -----

STARTLINE

1	39	Gurunath Balasubramanian	1:57.440	<i>Row 1</i>	2	86	Jan Sandman	1:58.054
3	23	Mamoun Alkabbani	1:59.339	<i>Row 2</i>	4	15	Aiman Islam	2:24.920
5	71	Avik Anwar	2:28.437	<i>Row 3</i>	6	21	Ryan Jurgensen	2:30.659
7	11	Krishna Reddy Pati	2:43.248	<i>Row 4</i>	8	16	Ahmed Alkhaja	



15:25






Yas Racing Series Round 4

Gulf Procar Provisional Result Race 2

17 - 21 January 2024
Yas Marina Circuit - 5281mtr.

Pos	Nbr	Name	Entrant	Cls	PIC	Gap	Total time	Fastest	In	Avg. Speed
1	39	Gurunath Balasubramanian	Dragon Racing	2	1	-- 13 laps --	25:58.831	1:58.637	8	158.54
2	86	Jan Sandman	Dragon Racing	2	2	0.326	25:59.157	1:58.477	13	158.51
3	23	Mamoun Alkabbani	Dragon Racing	2	3	12.019	26:10.850	1:59.360	3	157.33
4	21	Ryan Jurgensen	Greystone GT	3	1	1:56.619	27:55.450	2:06.562	13	147.51
5	15	Aiman Islam	Rowe oil Trackdays	4	1	-- 11 laps --	26:46.638	2:23.323	9	130.16
6	71	Avik Anwar	DNA Racing	4	2	8.227	26:54.865	2:24.067	5	129.50
7	16	Ahmed Alkhaja	Rowe Oil Trackdays	4	3	1:44.407	28:31.045	2:30.072	2	122.22
8	11	Krishna Reddy Pati	RKC- Aoutotech	4	4	-- 10 laps --	26:01.188	2:32.880	6	121.77

Fastest time : 1:58.477 in lap 13 by nbr. 86 : Jan Sandman ()

Publication-time

Results: www.getraceresults.com

Timekeeping by: Time Service BV - The Netherlands

Clerk of the Course

Timekeeping

 22:32

Jean-Francois Lefevbre



Dennis Gapusan



Yas Racing Series Round 4

Gulf Procar Final result Race 2

17 - 21 January 2024
Yas Marina Circuit - 5281mtr.

Pos	Nbr	Name	Entrant	Cls	PIC	Gap	Total time	Fastest	In	Avg. Speed
1	39	Gurunath Balasubramanian	Dragon Racing	2	1	-- 13 laps --	25:58.831	1:58.637	8	158.54
2	86	Jan Sandman	Dragon Racing	2	2	0.326	25:59.157	1:58.477	13	158.51
3	23	Mamoun Alkabbani	Dragon Racing	2	3	12.019	26:10.850	1:59.360	3	157.33
4	21	Ryan Jurgensen	Greystone GT	3	1	1:56.619	27:55.450	2:06.562	13	147.51
5	15	Aiman Islam	Rowe oil Trackdays	4	1	-- 11 laps --	26:46.638	2:23.323	9	130.16
6	71	Avik Anwar	DNA Racing	4	2	8.227	26:54.865	2:24.067	5	129.50
7	16	Ahmed Alkhaja	Rowe Oil Trackdays	4	3	1:44.407	28:31.045	2:30.072	2	122.22
8	11	Krishna Reddy Pati	RKC- Aoutotech	4	4	-- 10 laps --	26:01.188	2:32.880	6	121.77

Fastest time : 1:58.477 in lap 13 by nbr. 86 : Jan Sandman ()

Publication-time

Results: www.getraceresults.com

Timekeeping by: Time Service BV - The Netherlands

Chief Steward Anthony Gonsalves	Steward Boman Parakh	ASN Steward Micheal Cafferty
--	-----------------------------	-------------------------------------

Yas Racing Series Round 4

Gulf Procar Sector analyse - Race 2

17 - 21 January 2024
Yas Marina Circuit - 5281mtr.

Pos	Nbr	Name / Team name	Sector 1			Sector 2			Sector 3			theoretical best	Actual best	In
			time	Lap	pos	time	Lap	pos	time	Lap	pos			
1	39	Gurunath Balasubramanian	25.114	12	1	47.919	13	2	45.077	8	2	1:58.110	1:58.637	8
2	86	Jan Sandman	25.249	13	2	47.814	8	1	45.071	13	1	1:58.134	1:58.477	13
3	23	Mamoun Alkabbani	25.521	3	3	48.317	4	3	45.414	3	3	1:59.252	1:59.360	3
4	21	Ryan Jurgensen	27.261	8	4	50.719	13	4	48.445	13	4	2:06.425	2:06.562	13
5	15	Aiman Islam	30.372	9	5	1:00.911	9	5	52.037	8	6	2:23.320	2:23.323	9
6	71	Avik Anwar	30.715	5	6	1:01.275	11	6	52.033	4	5	2:24.023	2:24.067	5
7	16	Ahmed Alkhaja	31.900	2	7	1:03.026	3	7	54.291	1	7	2:29.217	2:30.072	2
8	11	Krishna Reddy Pati	32.809	10	8	1:03.188	9	8	56.727	6	8	2:32.724	2:32.880	6

Yas Racing Series Round 4

Gulf Procar Laptimes - Race 2

17 - 21 January 2024
Yas Marina Circuit - 5281mtr.

Nbr	Name	Laps	lap	Lap ..1	Lap ..2	Lap ..3	Lap ..4	Lap ..5	Lap ..6	Lap ..7	Lap ..8	Lap ..9	Lap ..0
39	Gurunath Balasubramanian	13	1 - 10	2:04.442	1:59.512	1:59.945	2:00.640	1:59.676	1:58.881	1:58.737	1:58.637	1:59.330	1:59.776
			11 - 20	2:00.591	1:58.661	1:58.906							
86	Jan Sandman	13	1 - 10	2:03.076	1:59.243	2:00.745	2:00.514	1:59.768	1:58.838	1:58.875	1:58.779	1:59.591	1:59.846
			11 - 20	2:01.231	1:58.969	1:58.477							
23	Mamoun Alkabbani	13	1 - 10	2:05.355	2:00.679	1:59.360	1:59.368	2:00.058	2:00.243	2:00.243	2:00.496	2:01.711	2:00.519
			11 - 20	2:00.119	2:00.262	2:00.716							
21	Ryan Jurgensen	13	1 - 10	2:11.003	2:09.957	2:08.489	2:07.833	2:08.276	2:08.422	2:07.989	2:06.963	2:07.815	2:09.169
			11 - 20	2:08.677	2:11.878	2:06.562							
15	Aiman Islam	11	1 - 10	2:28.519	2:25.450	2:25.524	2:25.054	2:24.211	2:33.298	2:24.146	2:23.449	2:23.323	2:25.029
			11 - 20	2:26.453									
71	Avik Anwar	11	1 - 10	2:27.383	2:25.821	2:26.283	2:25.405	2:24.067	2:24.636	2:26.458	2:25.946	2:25.564	2:26.189
			11 - 20	2:34.665									
16	Ahmed Alkhaja	11	1 - 10	2:31.683	2:30.072	2:30.094	2:38.914	2:38.010	2:34.284	2:33.829	2:35.721	2:37.348	2:39.362
			11 - 20	2:38.028									
11	Krishna Reddy Pati	10	1 - 10	2:36.565	2:35.007	2:34.966	2:43.983	2:33.907	2:32.880	2:35.893	2:35.908	2:33.652	2:35.125